

MD127 GAP%50

Modular Belt Serie

MD127 GAP%50

Sprockets


Engineering Information





MD127 GAP%50

Pitch:	12,7 mm / 0.5 inch
Belt Surface:	Open, Smooth Surface
Minimum Width:	177,8 mm / 7 inch
Open Area (%):	50%. (Biggest opening 10 x 25 mm)
Flight:	No
Sidewall:	No
Rod:	Ø3,6 mm / 0.142 inch
Approved:	FDA and EU
Curve:	No
Color:	Additional colors available
Cleanability:	Excellent
Belt Thickness:	7 mm / 0.276 inch



Product Features and Functional Benefits

- Belt provides optimal open area for drainage and airflow.
- Less friction and product contact for easy cooking, cooling and freezing of products.
- Reduced dirt and oxide build due to self cleaning surface.
- Easy to clean reduces downtime for cleaning time 80%.

Available Moulded Module Sizes

- 203,2 mm / **8 inch** module
- 177,8 mm / **7 inch** module
- 127 mm / **5 inch** module

MD127 GAP%50 / Technical Information

BELT MATERIAL	BELT STRENGTH				TEMPERATURE		BELT WEIGHT
	Straight		Curve		°C / °F (min.)	°C/°F (max.)	Kg/m² / lb/ft²
	N/m	lb/ft	N/m	lb/ft			
Polypropylene	3410	233	-	-	+5 / +41	+90 / +194	2,8 / 0.57
Polyethylene	-	-	-	-	-	-	-
Acetal	4840	331	-	-	-43 / -45.4	+110 / +230	3,6 / 0.75

- Belt strength and temperature values are maximum on the table.

MD127 GAP%50

Modular Belt Serie

• Bakery Applications

Including Oven Infeed - Outfeed, Coating Lines, Glazing Lines, Freezing Lines, Conditioning Lines, Cooling Lines

• Poultry Applications

Cooling and Freezing Lines

• Seafood Applications

Including Breeding Machines, Draining Lines

• Snack Food Applications

Including Proofer Lines, Boiler Infeed, Oven Infeed - Outfeed, Cooling Lines

• Fruits and Vegetables Applications

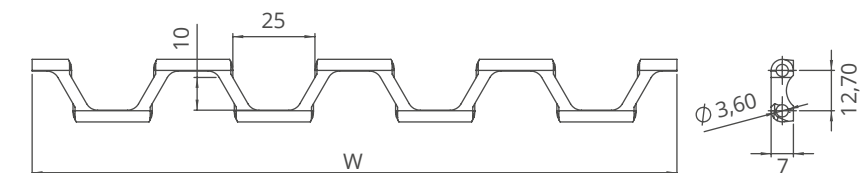
Including Prewashing / Rinsing, Draining

• Packing Industry

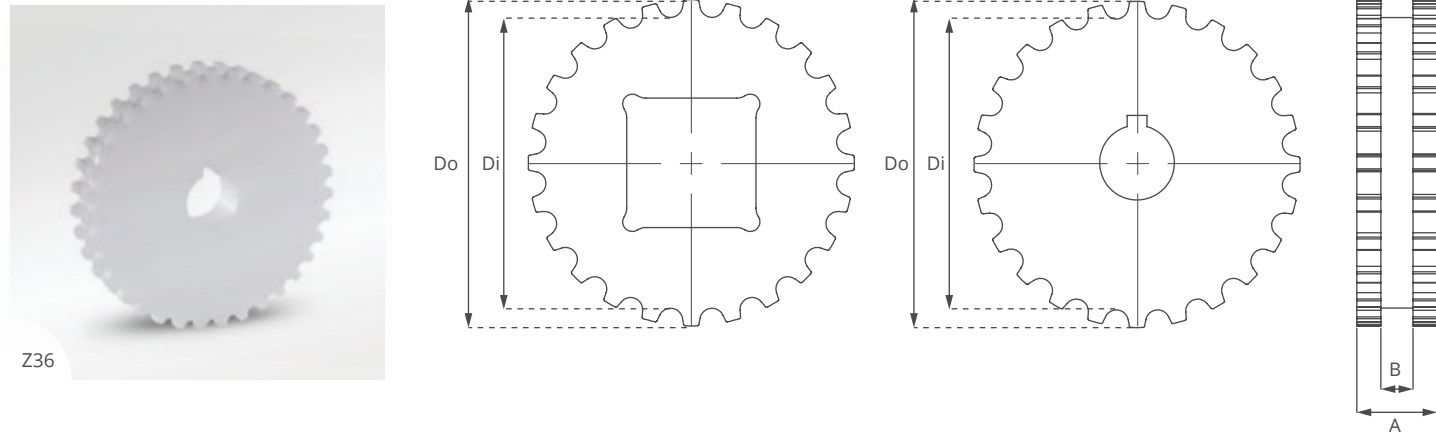
Shrink Tunnels

MD127 GAP%50 / Standard Belt Widths

BELT SERIES	WIDTH (W)				Belt With Tolerance (max.)
	PP		POM		
	mm	inch	mm	inch	
MD127G50	177,80	7.0	177,80	7.0	± 1 mm
MD127G50	203,20	8.0	203,20	8.0	± 1 mm
MD127G50	304,80	12.0	304,80	12.0	± 1 mm
MD127G50	406,40	16.0	406,40	16.0	± 1 mm
MD127G50	508,00	20.0	508,00	20.0	± 2 mm
MD127G50	609,60	24.0	609,60	24.0	± 2 mm
MD127G50	711,20	28.0	711,20	28.0	± 2 mm
MD127G50	812,80	32.0	812,80	32.0	± 2 mm
MD127G50	914,40	36.0	914,40	36.0	± 2 mm



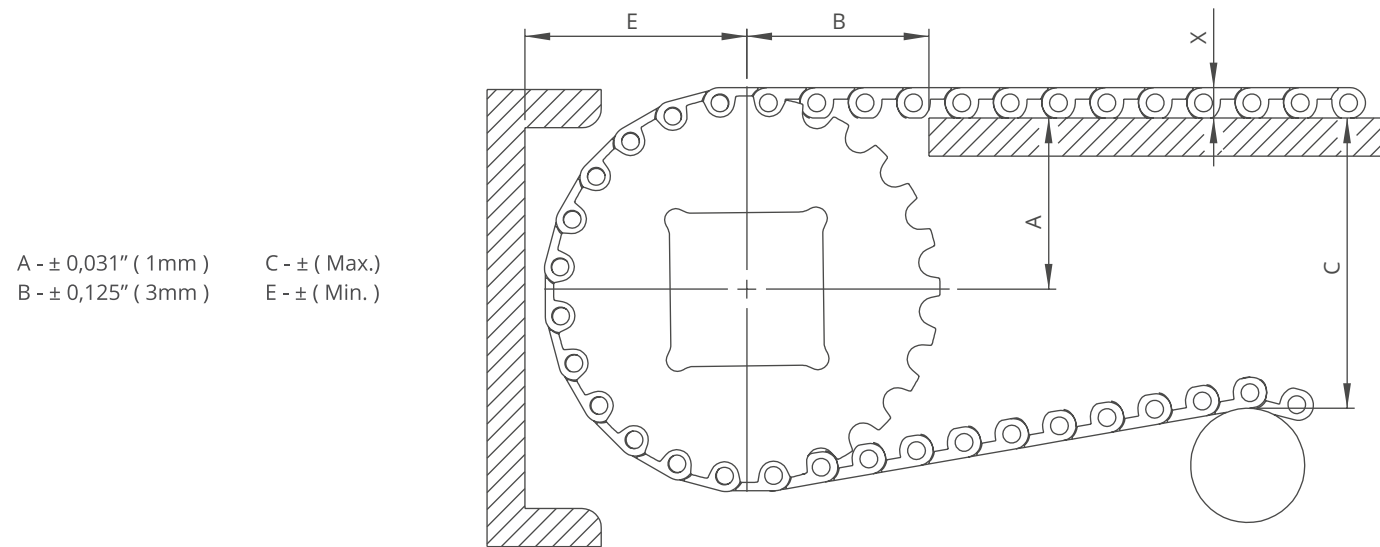
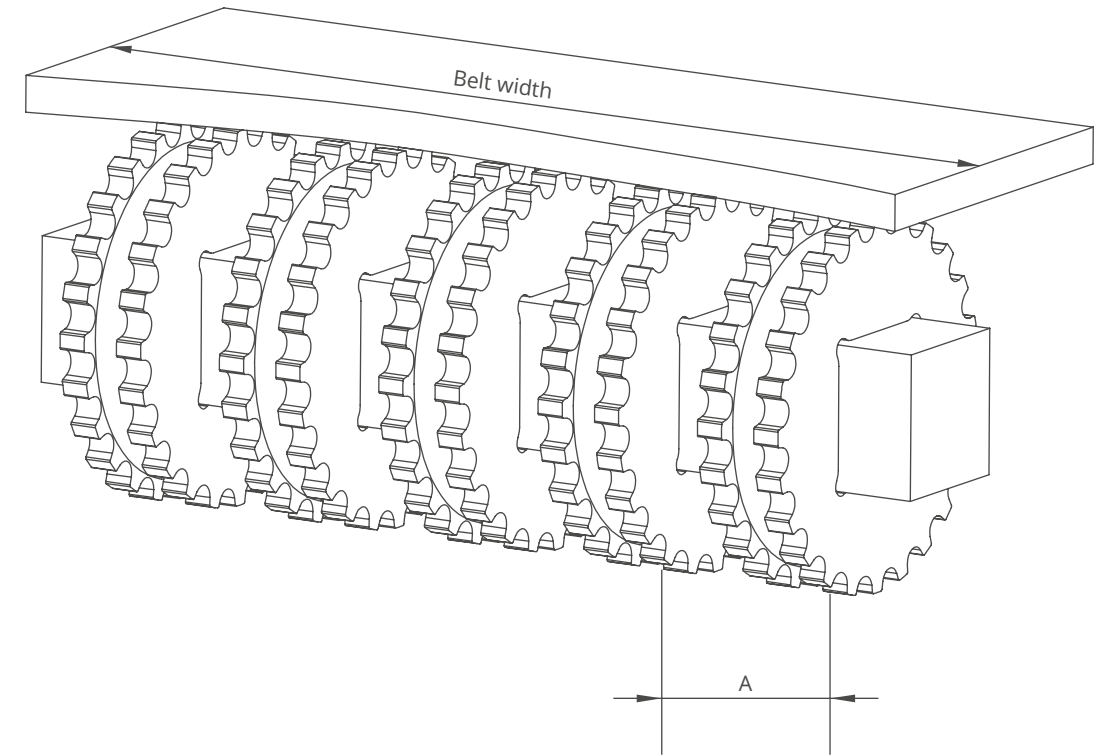
- Standard belt increments 101,6 mm.
- Non-standard belt increments 50,8 mm.
- Please contact with customer service for precise belt measurements.



MD127 GAP%50 Serie / Machined Sprockets Dimensions

NO. TEETH	Di mm/inch	Do mm/inch	B mm/inch	A mm/inch	Square Bore (Q) mm/inch	Round Bore (R) mm/inch	PRODUCT CODE	
							Square Type (Q)	Round Type (R)
Z19	70,9 / 2.79	80,8 / 3.18	10 / 0.39	25 / 1.0	25-40 / 1-1.50	25-30 / 1-1.25	MD127G50SQZ19	MD127G50SRZ19
Z24	91,3 / 3.59	101,6 / 4.00	10 / 0.39	25 / 1.0	25-40 / 1-1.50	25-30 / 1-1.25	MD127G50SQZ24	MD127G50SRZ24
Z36	140,5 / 5.53	150,5 / 5.93	10 / 0.39	25 / 1.0	25-40 / 1-1.50	25-30 / 1-1.25	MD127G50SQZ36	MD127G50SRZ36

*All required sprockets produced by CNC.
 *Other sprockets and hub sizes are manufactured up to request.
 *POM (Acetal) and PA (Polyamide) sprockets raw material is available on request.
 *Machined Split Sprockets are available for each size.



A - ± 0,031" (1mm) C - ± (Max.)
 B - ± 0,125" (3mm) E - ± (Min.)

MD127 GAP%50 Serie / Sprockets Arrangement

Standard Belt Width		Number of sprockets per shaft		A (mm/inch)	
mm	inch	Drive Shaft	Return Shaft	Min.	Max.
177,8	7.0	2	2	50/2	100/4
203,2	8.0	3	2	50/2	100/4
304,8	12.0	4	3	50/2	100/4
406,4	16.0	5	3	50/2	100/4
508,0	20.0	6	4	50/2	100/4
609,6	24.0	7	5	50/2	100/4
711,2	28.0	8	6	50/2	100/4
812,8	32.0	9	7	50/2	100/4
914,4	36.0	10	8	50/2	100/4
1016,0	40.0	11	9	50/2	100/4
1117,6	44.0	12	9	50/2	100/4
1219,2	48.0	13	10	50/2	100/4
1320,8	52.0	14	11	50/2	100/4
1422,4	56.0	14	11	50/2	100/4
1524,0	60.0	15	12	50/2	100/4
1625,6	64.0	16	12	50/2	100/4

MD127 GAP%50 Serie / Conveyor Frame Dimensions

Sprockets Description			A		B		C		E		X	
Pitch Diameter		No. Teeth	Range (Bottom to Top)		Inch	mm	Inch	mm	Inch	mm	Inch	mm
Inch	mm		Inch	mm								
MD127 GAP%50												
3.09	78,4	19	1.40	35,4	1.59	40,4	2.00	50,9	1.87	47,4	0.28	7,0
3.86	98,0	24	1.80	45,7	2.00	50,8	2.81	71,3	2.27	57,7	0.28	7,0
5.83	148,0	36	2.77	70,3	2.97	75,5	4.74	120,5	3.24	82,3	0.28	7,0